





# SCOTTY FIREFIGHTER HISTORY

**1987**  
3 Way Valve

**1989**  
Water Thief

**1992**  
Air Aspirating Nozzles

**1993**  
Hand Pump

**1999**  
Around the Pump

**2001**  
Gel Kit

**2003**  
Alpha Backpack

**2012**  
Fog Nozzle

**2024**  
Rescue Wrench

**2025**  
Delta Backpack

**PROUDLY MADE IN CANADA SINCE 1989**

CANADA

UNITED STATES

SCOTTY FIREFIGHTER IS LOCATED ON VANCOUVER ISLAND, BRITISH COLUMBIA

Scotty Firefighter Challenge Coin

## CONTENTS

### BACKPACKS

Delta Backpack	4
Alpha Backpack	8
Backpack Accessories	10
Water Hand Pump	11

### FOAM SYSTEMS

Foam Eductor Backpack Systems	12
Foam Applicator Kits	14
Foam-Fast	15
Foam Eductors	16
Foam Mixing Systems	18

### NOZZLES

Penetrator, Smooth Bore & Revolver Multi-Flow Nozzle	20
Aspirating Foam Nozzles	21
Fog Straight Stream Nozzles	22

### GEL

Fire Gel Kits	23
---------------	----

### WRENCHES

Hydrant, Spanner, Drum & Pail	24
All in One Rescue Wrench	25

### ADAPTERS, CONNECTORS & VALVES

Water Thief	26
3-Way Valves	26
Pistol Grip Ball Shut Off	27
Squall Wall	28
Quarter Turn Quick Connect	28
Adapters, Connectors & Reducers	29

### FIREFIGHTING EXTRAS

3/4" Forestry Hose Winder	30
Rope Throw Bag	30
Tablet & Phone Holder	31

### SCOTTY FIREFIGHTER

2065 Henry Ave West  
Sidney, British Columbia  
Canada V8L 5Z6

Phone 250 656 8102  
Toll Free 1 800 214 0141  
Fax 250 656 8126  
Email info@scottyfire.com

scottyfire.com



# DELTA BACKPACK

Engineered for the toughest environments, the Delta Backpack is a mission-critical tool for professionals on the front lines. Built with durability, comfort, and efficiency in mind, this backpack provides the perfect balance of gear storage, hydration support, and ergonomic design for extended operations in remote conditions. Whether you're building firelines, patrolling, or conducting mop-up operations, this backpack delivers performance you can count on when every second matters.

WATER HAND PUMP

4" FILLER OPENING WITH REMOVABLE DEBRIS SCREEN

LID RETAINING STRAP

UPPER CARRYING HANDLES (X2)

HIGH VISIBILITY REFLECTIVE STRIPING

GLOVE TETHER

5 LITRE STORAGE POUCH

WATER BOTTLE HOLDER

3/4" GHT HOSE CONNECTION

HAND PUMP STORAGE

LOWER LIFT HANDLE



# BACKPACKS

## DELTA BACKPACK INDIVIDUAL PARTS

- 4002D Delta Backpack
- 4062 5' hose with quick connect
- 4000 Water Hand Pump
- F-WATERSCOOPDELTA Water Scoop

## DELTA BACKPACK COMPLETE SYSTEM

- 4000-DELTA Delta Backpack, Water Hand Pump, 5' hose



5' HOSE WITH QUICK CONNECT



WATER HAND PUMP



COLLAPSIBLE WATER SCOOP 1 GAL/3.8 L

ADJUSTABLE SHOULDER HEIGHT BUCKLES

THICK PADDED SHOULDER STRAPS

SAFETY WHISTLE

INTERNAL SUPPORT RODS (X4)

AMBIDEXTROUS RADIO HOLDER

D-RINGS (X4)

STERNUM STRAP

LARGE D-RINGS (X2)

STORAGE POCKETS (X2)

THICK PADDED WAIST BELT







Backpack has a capacity of 6 gal (23 L).  
Dimensions (empty) 22" H x 12" W.  
Weighs approximately 54lbs (24.7 kg) when full.



# ALPHA BACKPACK

Manufactured from strong polyester fabric, protected by a thermo polymer. Backpack has a capacity of 5 gallons (19 L). Dimensions (empty) 25" H x 16.5" W. It weighs approximately 40lbs (18.2 kg) when full.

1" WIDE CARRY HANDLE ON TOP OF THE BACKPACK

WATER HAND PUMP

4" FILLING OPENING INCLUDES REMOVABLE DEBRIS SCREEN

3/4" GHT HOSE CONNECTION



## ALPHA BACKPACK COMPLETE SYSTEM

**4000-BP**  
Alpha backpack, water hand pump, 5' hose

## ALPHA BACKPACK INDIVIDUAL PARTS

**4002A**  
Alpha Backpack  
**4062**  
5' hose with quick connect  
**4000**  
Water Hand Pump

# BACKPACKS



5' HOSE WITH QUICK CONNECT

3" WIDE PADDED SHOULDER STRAPS

STERNUM STRAP

CLIP FOR HAND PUMP STORAGE



WATER HAND PUMP



# BACKPACK ACCESSORIES



## 4003 3 GPM ASPIRATING NOZZLE

Aspirating nozzle for generating great foam bubble structure. Fits all Scotty Firefighter hand pumps. Standard 3/4" GHT. Effective reach of stream 25' (7.6 m). Made of corrosion proof, glass fibre filled nylon.



## 4004-YF ROCKET NOZZLE

Adjustable nozzle produces super fine jet stream and a full cone fog spray. Standard 3/4" GHT. Flows at 1.25 GPM in straight stream. Effective reach of stream 30' (9 m) Jet, 15' (4.5 m) full cone. Will retrofit on all past Scotty Firefighter hand pumps. High visibility fluorescent yellow. Made of corrosion proof, glass fibre filled nylon.



## 4062 5' HOSE WITH QUICK CONNECT

Reinforced 5' black hose with Quick Connect and 3/4" female GHT fitting. Connects the backpack to the hand pump.



# HAND PUMP & BACKPACK ACCESSORIES



## 4000SERV-CC PUMP SERVICE KITS

Includes two Check-Valve-Cartridges (CVCs), two 3/4" GHT Gaskets and an O-Ring for the pump piston. The CVCs that come with each hand pump can be easily removed from the Hand Pump for cleaning or replacement. To replace the CVCs, use the exploded view diagram on each hand pump label or the instruction sheet in each Service Kit.



## 4000 WATER HAND PUMP

Single action pump with a brass inner chamber and piston rod. Outer pump sleeve made from super tough, engineering-grade polymer making it durable and lightweight. Includes new check valve Cartridge system. Adjustable nozzle produces a super fine straight stream and a full cone fog spray. Effective reach of stream 30' (9 m) straight stream, 15' (4.5 m) full cone fog spray. All hose thread connections are 3/4" GHT. Lightest firefighting hand pump available, weighs only 22 oz. (0.6 kgs). Total length is 26" (66 cm).

## 4002FILL-NPSH 4002FILL-NHT BACKPACK FILL STATION

Provides a quick and easy method to refill Backpacks. Installs on any 1 1/2" water outlet. Connects to the pickup hose of any Scotty Backpack (3/4" GHT). Consists of a 1 1/2" Water Thief Tee, Double Female Connector (NPSH, NHT or BSP), 6' hose and Quick Connect shut off.



**SCOTTY FIREFIGHTER HAS BEEN HELPING FIGHT FIRES SINCE 1989**



# FOAM SYSTEMS

## FOAM EDUCTOR BACKPACK SYSTEMS

With portable foam systems, every fire hose line becomes a foam line. For versatility and flexibility, Scotty has four different flow rates.

### ALL UNITS INCLUDE

- Backpack with 5 gallon capacity
- Foam pickup hose with shut off valve Quick Connector
- Aspirating or fog/straight stream Nozzle with matching Foam Eductor
- D-Handle shut off with Pistol Grip ball shut off, 1½" NPSH, NH or BSP threads

### NOZZLE COMBINATIONS COMPLETE SYSTEMS

<b>4020BP15</b>	15 GPM - 57 l/min
<b>4025BP30</b>	30 GPM - 114 l/min
<b>4030BP50</b>	50 GPM - 190 l/min
<b>4037FBP70</b>	70 GPM - 256 l/min



### 4030BP50 BACKPACK

Backpack, 4' hose and eductor with aspirating nozzle



### 4064 OPTIONAL VARIABLE CHECK VALVE

The Eductor Backpack systems can be fitted with the 4064 Variable Check valve Foam Control Unit. This extra option gives the operator the ability to control the foam percentage being educted. The presets are OFF, .5%, 1% and 3%. Custom settings are available, please call 1 800 214 0141 for details.



### 4037FBP70 BACKPACK

Backpack, 4' hose and eductor with fog/straight stream nozzle





# FOAM SYSTEMS



# FOAM APPLICATOR KITS

## 4075 & 4074 FOAM APPLICATOR KIT FOR 1 1/2" HOSE LINES

Designed as an end of the line hose attachment. Provides fast and easy delivery of Class A or Class B (AFFF) foams. Standard fixed education rates of 1% or 3% (if specified). Ideal for applications in many environments; Fire Departments, Industrial Facilities, Storage Facilities, Marinas, Aircraft Hangars, etc. Manufactured from glass reinforced nylon for strength and durability.

4075-15	15 GPM
4075-30	30 GPM
4075-50	50 GPM
4075-70	70 GPM
4074	1.3 G (5L) Container

## 4075V FOAM APPLICATOR KIT WITH VARIABLE PERCENTAGE CHECK VALVE FOR 1 1/2" HOSE LINES

Same specs as the Standard 4075 but with the added capability to change the foam percentage. The Variable Check valve can be set to OFF, 0.5%, 1% or 3%. Custom settings are available.

4075-15V	15 GPM
4075-30V	30 GPM
4075-50V	50 GPM
4075-70V	70 GPM

## 4075-3 & 8 FOAM APPLICATOR KITS FOR 3/4" GHT HOSE LINE

Ideal for economical use of water without sacrificing fire fighting effectiveness. Great for use in situations where there are water limitations. Both 3 GPM and 8 GPM kits operate with a pressure of 40 PSI or greater.

4075-3	3 GPM
4075-8	8 GPM

# FOAM SYSTEMS

## 4010 FOAM-FAST SYSTEMS

Simple and effective method of deploying Foam-Fast wetting agent onto a fire scene. To operate, open the inlet side of the mixing chamber, insert a Foam-Fast cartridge, reseal the inlet end cap, attach to a supply hose and spray Class A foam.

The foam cartridge will dissolve into the water flow and emerge through the Aspirating Nozzle. Foam-Fast cartridges are produced by Perimeter Solutions, makers of Phos-Chek® Foam. Available in multiple flow rates (see below) for 3/4" GHT and 1 1/2" NH, NPSH or BSP threaded hose lines.



4010CART12



### 4010 FOAM-FAST

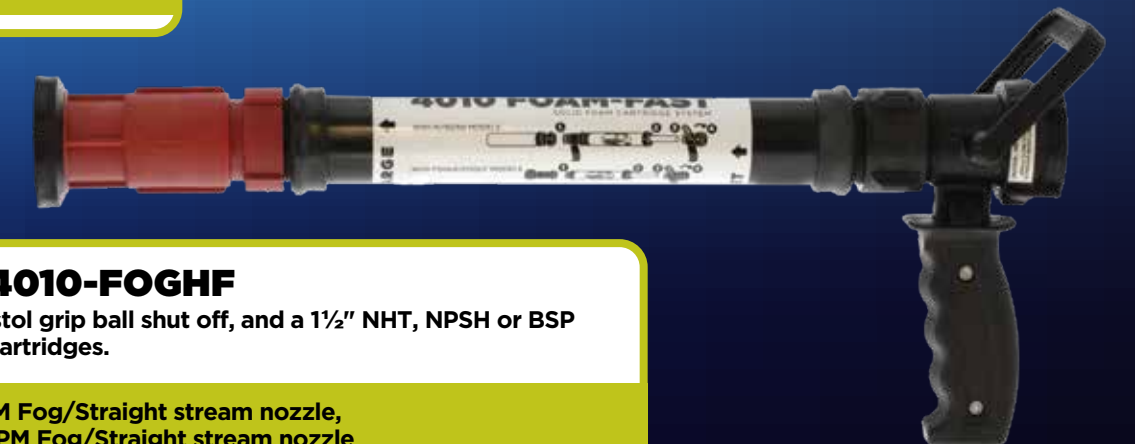
4010 Foam Fast units are comprised of: A mixer, a pistol grip ball shut off and a 15, 30 or 50 GPM nozzle, uses 12" cartridges. Available in 1 1/2" NHT, NPSH or BSP thread type.

4010-15	15 GPM
4010-30	30 GPM
4010-50	50 GPM



### 4010-8L

Mixer, shut off and 8 GPM nozzle, uses 12" cartridges 3/4" GHT



### 4010-FOGLF & 4010-FOGHF

Comprised of: A mixer, pistol grip ball shut off, and a 1 1/2" NHT, NPSH or BSP thread type and uses 12" cartridges.

4010-FOGLF	15-50 GPM Fog/Straight stream nozzle,
4010-FOGHF	50-100 GPM Fog/Straight stream nozzle



# FOAM SYSTEMS

## FOAM EDUCATORS WITH FIXED CHECK VALVE

Fits 1½" hose lines and are available in 5 flow rates. Comes with standard Check valve set for a fixed 1% education ratio. Check valves are available, upon request, for 0.5% or 3% education rates. Match to Scotty aspirating Nozzles of the same flow rate. Can be mounted at the pump or in End of the Line position. Maximum downstream hose length of 150' when mounted at the pump.

<b>4060-15</b>	15 GPM Foam Educator
<b>4060-30</b>	30 GPM Foam Educator
<b>4060-50</b>	50 GPM Foam Educator
<b>4060-70</b>	70 GPM Foam Educator
<b>4060-95</b>	95 GPM Foam Educator



## VARIABLE CHECK VALVE

Designed to fit all Scotty 4060 Educators. Controls the percentage of foam concentrate. Seven control positions: OFF, 0.2%, 0.5%, 0.7%, 1%, 2% and 3%. Suitable for education of Class A and Class B (AFFF) foam concentrates. They can be retrofitted onto Scotty 4060 Educators. When ordering check valves, the flow rate of the educators must be specified. Custom settings are available, please call for details.

**Kit includes: Foam Educator with variable check valve and 4062PICKUP5**

<b>4060-15VKIT</b>	15 GPM
<b>4060-30VKIT</b>	30 GPM
<b>4060-50VKIT</b>	50 GPM



## FOAM PICKUP HOSE SYSTEMS

**4062SPK18**  
4' hose with 18" suction tube pickup hose system

**4062PICKUP5**  
5 gallon pickup hose system





# FOAM EDUCATOR & MIXER

## AROUND THE PUMP FOAM SYSTEM

GPM	15	30	50	70	95	200
FOAM %	0.15	0.30	0.75	1	3	9 1/2
DIAL TURN	1/4	1/2	1	2	4 1/2	9 1/2
	1	2	3	4 1/2	7	N/A
	3	5	7	8 1/2	N/A	N/A

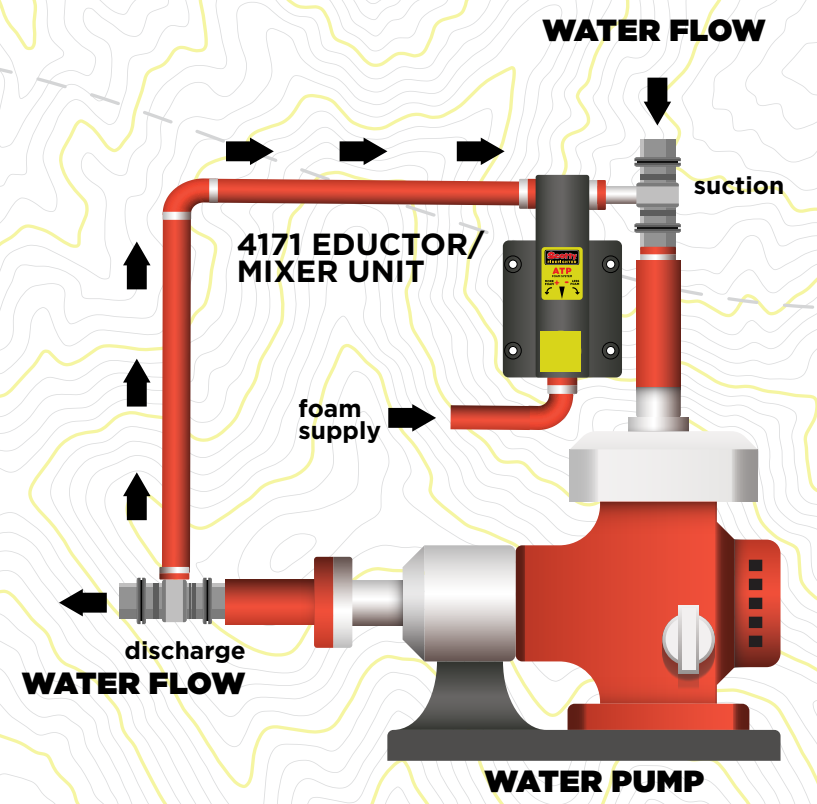


**MINI FOAM EDUCATOR WITH PRESSURE & FOAM PICKUP HOSES**

4072-15 15 GPM  
 4072-30 30 GPM  
 4072-50 50 GPM

**MINI FOAM EDUCATOR, WITH PRESSURE & FOAM PICKUP HOSES & 2 CONNECTION TEES**

4072-15KIT 15 GPM  
 4072-30KIT 30 GPM  
 4072-50KIT 50 GPM



**4171KIT AROUND THE PUMP FOAM EDUCATOR & MIXER KIT**

Educts foam concentrate into hose lines through a pump's suction and discharge sides. Will educt concentrates at percentages of 0% to 3.75% at flow rates from 15 to 125 GPM at 100 PSI. Maximum operating pressure of 300 PSI. Includes an 18" pressure hose and a 48" foam pickup hose. Use stock code 4171KIT to include one 1 1/2" Cast Aluminum Connecting Tee and one 2" Cast Aluminum Connecting Tee.

**4072KIT MINI FOAM EDUCATOR & MIXER KIT**

Around the Pump foam system for smaller portable water pumps. Like the larger 4171, the unit is mounted between the discharge and suction side of a pump. The 4072KIT comes with two 1 1/2" NPSH cast aluminum swivel tees. Set for preset eduction ratios of: OFF .2%, .5%, .7% and 1%. The 4072 is available for flow rates of: 15, 30 and 50 GPM.

**AROUND THE PUMP COMBINATIONS/OPTIONS**

4171 Foam Educator with pressure & foam pickup hoses  
 4171KIT Foam Educator with pressure & foam pickup hoses and 2 connecting tees  
 4171-NH Foam Educator only





# FOAM NOZZLES



## PENETRATOR NOZZLE

1/4" tip opening for penetrating deep into the forest duff. Tip opening can be bored out for higher flow. Includes double female fitting to provide female thread connection. 1 1/2" (38 mm) NH, NPSH or BSP threads. Maximum operating pressure 150 PSI.

- 4005A** 1 1/2" NHT
- 4005B** 1 1/2" BSP
- 4005C** 1 1/2" NPSH

## SMOOTH BORE NOZZLE

Direct a solid stream of water to its maximum reach with the pressure available. Manufactured from engineering grade polymers. Very lightweight, extremely durable and absolutely corrosion proof. Available in 50 GPM and 100 GPM sizes. 1 1/2" Female NPSH, NH or BSP threads. Maximum operating pressure 150 PSI.

- 4032-50** 50 GPM 1 1/2" NPSH
- 4032-50A** 50 GPM 1 1/2" NHT
- 4032-50B** 50 GPM 1 1/2" BSP
- 4032-100** 100 GPM 1 1/2" NPSH
- 4032-100A** 100 GPM 1 1/2" NHT
- 4032-100B** 100 GPM 1 1/2" BSP

## REVOLVER MULTI-FLOW NOZZLE

Outer barrel rotates easily to provide flow rates of 3, 6, 9 and 12 GPM. Also includes off setting. Suitable for Class A or Class B Foams. 1.5" Female NPSH, NH or BSP Threads. Maximum operating pressure 150 PSI.

- 4044-NP** 1 1/2" NPSH
- 4044A-YF** 1 1/2" NHT
- 4044B-YF** 1 1/2" BSP
- 4044-YF-QC** 1 1/2" NPSH WITH QTQC



## ASPIRATING NOZZLES

Manufactured from engineering grade, composite polymers for durability at the fire scene. All 1 1/2" Scotty aspirating Nozzles include a double female connector, NPSH, NHT or BSP.

NOZZLE	INLET TYPE	FLOW RATE	REACH OF STREAM	MAX. PRESSURE
<b>4003</b>	GHT female	3 GPM 11.36 LPM at 60 PSI	25 ft/8 m at 60 PSI	200 PSI
<b>4015</b>	GHT female	8 GPM 30.3 LPM at 60 PSI	35 ft/10 m at 60 PSI	200 PSI
<b>4020</b>	NPSH, NHT or BSP	15 GPM 56.8 LPM at 100 PSI	60 ft/18 m at 100 PSI	200 PSI
<b>4025</b>	NPSH, NHT or BSP	30 GPM 113.6 LPM at 100 PSI	60 ft/18 m at 100 PSI	200 PSI
<b>4030</b>	NPSH, NHT or BSP	50 GPM 189.3 LPM at 100 PSI	60 ft/18 m at 100 PSI	200 PSI
<b>4031</b>	NPSH, NHT or BSP	50 GPM 189.3 LPM at 100 PSI	60 ft/18 m at 100 PSI	200 PSI



4003

4015

4020

4025

4030

4031



# COMBINATION NOZZLES



**4039-MX MEDIUM EXPANSION (MX) FOAM ATTACHMENT**  
Designed to fit the Scotty 4035, 4037 and 4038 Fog Nozzles. Also fits the UFS 1575 Fog Nozzle. Generates a thick stream of medium expansion foam for car or tire fires, haz-mat or any situation where a thick and smothering foam blanket is required. Quickly lays down a foam firebreak for forest and grassland fires.



**4035 & 4038 FOG/STRAIGHT STREAM NOZZLE**  
Adjustable, durable, light weight and maintenance free. Fine mist in fog mode has excellent reach of stream; 80' at 100 PSI in straight mode. Available in high flow (50-100 GPM) and low flow (15-50 GPM) mode. Used with a foam eductor so it can not be shut off, while the 4038 can be shut off. Both flow rates are available in 1.5" NPSH, NHT, or BSP female threads. This nozzle can be used with foam or gel products.



**4037-LF FOG/STRAIGHT STREAM NOZZLE WITH D-HANDLE PISTOL GRIP SHUT OFFS**  
Use with In Line Foam Eductors (with no shut off capability) Available in high flow (50-100 GPM) and low flow (15-50 GPM). 4037 units include a Pistol-grip, ball shut off. Suitable for Class A and Class B foams. Comes with 1 1/2" NHT, NPSH or BSP swivel connections. For the nozzle only (with no shut off capability), use stock codes: 4035-HF and 4035-LF.

**4039MX-LF NOZZLE WITH MX ATTACHMENT**

- 4039MX-HF**  
MX Foam attachment with 4038-HF
- 4039MX-LF**  
MX Foam Attachment with 4038-LF



**4004-YF-50 ROCKET NOZZLE WITH SHUT OFF**  
Adjustable nozzle produces super fine jet stream and a full cone fog spray. 3/4" full flow shut off valve included. Standard 3/4" Female GHT. Flows at 1.25 GPM in straight stream. Effective reach of stream 30' (9 m) Jet, 15' (4.5 m) full cone. Made of corrosion proof, glass fibre filled nylon with brass shut off.

**FOG/STRAIGHT STREAM**

Applicators for all brands of aqueous fire fighting Gels, like Barricade®, Phos-Chek®, Thermo-Gel® and No-Char. Scotty makes the most economical, effective and easy to use gel delivery Systems available today.

<b>4035-HF</b>	50 GPM to 100 GPM	1.5" NPSH
<b>4035-HFA</b>	50 GPM to 100 GPM	1.5" NHT
<b>4035-LF</b>	15 GPM to 50 GPM	1.5" NPSH
<b>4035-LFA</b>	15 GPM to 50 GPM	1.5" NHT
<b>4038-HF</b>	50 GPM to 100 GPM	1.5" NPSH
<b>4038-HFA</b>	50 GPM to 100 GPM	1.5" NHT
<b>4038-LF</b>	15 GPM to 50 GPM	1.5" NPSH
<b>4038-LFA</b>	15 GPM to 50 GPM	1.5" NHT

**HF=High flow rate 50-100 GPM**  
**LF=Low flow rate 15-50 GPM**

# FIRE GEL KITS



**4047-3**



**4075-GEL15**



**4047-PP30**

**FIRE GEL APPLICATOR KITS**

Applicators for all brands of aqueous fire fighting Gels, like Barricade®, Phos-Chek®, Thermo-Gel® and No-Char. Scotty makes the most economical, effective and easy to use gel delivery Systems available today.

<b>4047-3</b>	3 GPM for 3/4" hose lines
<b>4075-GEL15</b>	15 GPM for 1 1/2" hose lines
<b>4047-PP30</b>	30 GPM 1 1/2" hose lines



# WRENCHES & FIREFIGHTING TOOLS

## 4577-YF

### SPANNER/GAS WRENCH

Used to tighten and loosen 1" (25 mm) to 3" (76 mm) hose coupler fittings. Made from tough GRP in a high visibility yellow colour. Opens standard 70 mm caps on 5 gallon foam concentrate containers. Includes a municipal gas and oxygen tank shut off. Spark and corrosion proof, with quick release snap hook. Weighs just 2 3/4 oz (79 g) and is 7 1/2" (190 mm) long.



## 4580

### WRENCH BRACKET

Mounting Bracket for the Scotty 4578 and 4579 Wrenches. Simple snap clip secures Wrench in place on a wall or in a cabinet, etc. Can be installed vertically, horizontally or at virtually any angle.

## 4580



## 4578-YF-61 & 4578-YF

### DRUM & PAIL WRENCH

Opens and closes the caps found on standard 5 gallon foam pails. Works for the large and small bungs on 55 gallon drums. Made of GRP in high visibility yellow and is spark and corrosion proof. Fits optional 4580 Mounting Bracket Weighs 6.5 oz (185 g) and is 10" (254 mm) long. 4578-YF-61 opens 61 mm lids.

## 4578-YF-61



## 4578-YF



## 4579-YF

### SUPER SPANNER HYDRANT WRENCH

Operates standard 1 1/2" and 1 1/4" pentagon fire hydrant nuts. Opens large and small bungs on 55 gallon drums. Fits hose couplers ranging from 3" (76 mm) up to 7" (178 mm). 4 and 5" Storz fittings. Opens standard 70 mm caps on 5 gallon foam concentrate containers. Municipal gas cock shut off. Oxygen tank shut off and quick release snap hook. Fits optional 4580 Mounting Bracket Weighs 14 oz (400 g) and is 17 3/4" (450 mm) long.

## 4579-YF

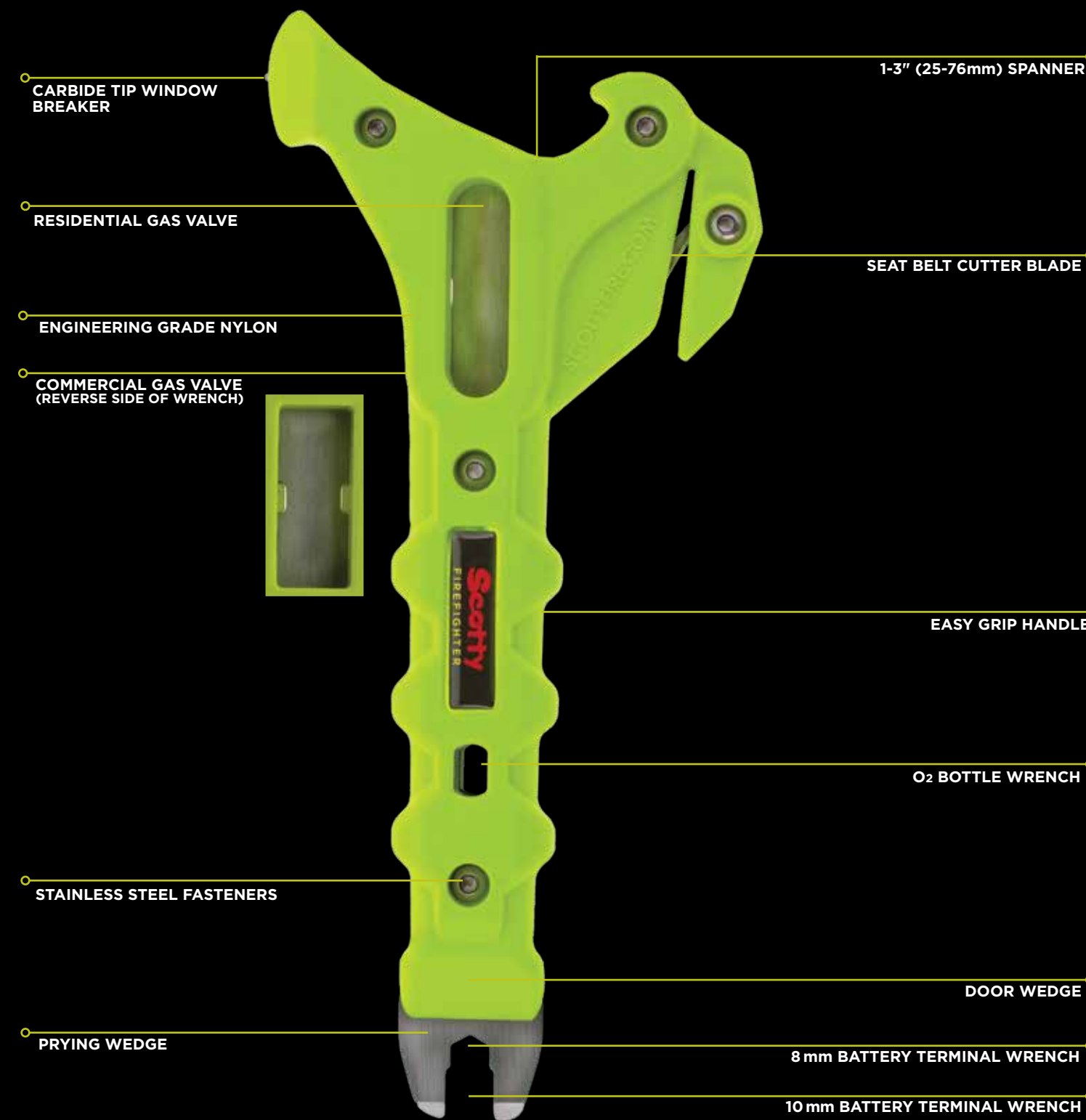


# ALL IN ONE RESCUE WRENCH

## 4576

### ALL IN ONE RESCUE WRENCH

Whether you are securing hoses, controlling valves, or performing emergency rescues, the Rescue Wrench provides firefighters with the confidence and precision needed to get the job done safely and effectively. Ideal for fire departments, rescue teams, and emergency response units.



CARBIDE TIP WINDOW BREAKER

RESIDENTIAL GAS VALVE

ENGINEERING GRADE NYLON

COMMERCIAL GAS VALVE (REVERSE SIDE OF WRENCH)

1-3" (25-76mm) SPANNER

SEAT BELT CUTTER BLADE

EASY GRIP HANDLE

O<sub>2</sub> BOTTLE WRENCH

STAINLESS STEEL FASTENERS

DOOR WEDGE

PRYING WEDGE

8 mm BATTERY TERMINAL WRENCH

10 mm BATTERY TERMINAL WRENCH



# ADAPTERS, CONNECTORS & VALVES

## WATER THIEF-NC

**4040-YF-NC** NPSH  
**4040A-YF-NC** NHT  
**4040B-YF-NC** BSP



## WATER THIEF

Fits onto 1 1/2" hose line to provide an extra 3/4" GHT outlet. Made of high visibility, light weight GRP. Ideal for sprinkler and forestry mop up operations.

## 3-WAY VALVE

**4050-YF-NC** NPSH  
**4050A-YF-NC** NHT  
**4050B-YF-NC** BSP



## 3-WAY VALVE NPSH THREADS

Valve handle accepts Stortz adapters. Durable construction, made of GRP. Built in weep feature prevents silt blockage. 3 x 1 1/2" male NHT. Rated for 300 PSI safe working pressure.

## WATER THIEF-SO

**4040-YF-SO** NPSH  
**4040A-YF-SO** NHT  
**4040B-YF-SO** BSP



## WATER THIEF WITH SHUT OFF

4040 Water Thief with the addition of a 3/4" GHT brass shut off.



## 4040-QC-SO

### WATER THIEF WITH 1/4 TURN CONNECTORS

Water Thief with 1/4 turn quick connects and 3/4" brass shut off valve.



## 4050QC3

### 3-WAY VALVE

Comes with 1/4 turn quick connects. Rated for 300 PSI safe working pressure.



## 4055-YF-NC

### 3-WAY CONNECTOR

Similar to the 4050, without valve. 3 x 1 1/2" male NHT. Available with Forestry 1/4 Turn Quick Connects affixed, stock code 4055QC3. Rated for 300 PSI safe working pressure.



# CONNECTORS & VALVES

## PISTOL GRIP BALL SHUT OFF

Lightweight, easy-grip ball shut off valve. Finger grooved hand grips for better comfort. Connects to 1 1/2" fire hose, or with a 4082/4083 reducer, a 1" hose line. Manufactured from tough, corrosion free, glass reinforced polymers. Available in NH (4080A), NPSH or BSP(4080B) threads.

**4080** 1 1/2" Female NPSH Inlet and 1 1/2" Male NPSH outlet

**4080A** 1 1/2" Female NHT Inlet and 1 1/2" Male NHT outlet



4080



4081

## D-HANDLE BALL SHUT OFF

Same feature as the pistol grip ball shut off without the grip.

**4081** 1 1/2" Female NPSH Inlet and 1 1/2" Male NPSH outlet

**4081A** 1 1/2" Female NHT Inlet and 1 1/2" Male NHT outlet





# QUICK CONNECT & SQUALL WALL

## QUARTER TURN QUICK CONNECT

Used by Forestry Crews for decades to connect hose lays quickly. Made of GRP, they are durable, lightweight and will never corrode or seize like traditional aluminum QTQC's. Eliminates problems associated with incompatible threads and speeds the connecting of hoses, nozzles and appliances.

### QUICK CONNECT

- 4089M** Quick Connect x 1 1/2" Male NPSH (black)
- 4089F** Quick Connect x 1 1/2" Female NPSH (black)
- 4089YM** Quick Connect x 1 1/2" Male NPSH (yellow)
- 4089YF** Quick Connect x 1 1/2" Female NPSH (yellow)

### SQUALL WALL

Appliance for a pressured water line, creates a wall of water to help wet and protect. Can create a wall of water 40' wide and 20' high. Secure with three screws or a single spike in the ground. Flow rates available: 15, 30 and 50 GPM. Available with 1 1/2" male or with female threads (with double female connector).

- |                  |        |
|------------------|--------|
| <b>4056-15</b>   | 15 GPM |
| <b>4056-30</b>   | 30 GPM |
| <b>4056-50</b>   | 50 GPM |
| <b>4056-15F</b>  | 15 GPM |
| <b>4056-30F</b>  | 30 GPM |
| <b>4056-50F</b>  | 50 GPM |
| <b>4056-15QC</b> | 15 GPM |
| <b>4056-30QC</b> | 30 GPM |
| <b>4056-50QC</b> | 50 GPM |



- 4051**  
**1 1/2" CONNECTING TEE**  
 1 1/2" x 1 1/2" x 1 1/2" connecting tees available in NPSH, NH or BSP threads. Available with rigid 1 1/2" female inlet (4051 & 4051A) or a swivel 1 1/2" female inlet (4051SWV & 4051SWVA)



# ADAPTERS, CONNECTORS & REDUCERS

All Scotty Firefighter's adapters, connectors and reducers are made from tough, lightweight engineering grade polymers. They are very durable and resistant to corrosion.

### FEMALE/MALE ADAPTER

- 4084** 1 1/2" Female NPSH x 1 1/2" Male NHT
- 4084AC** 1 1/2" Female NHT x 1 1/2" Male NPSH

### FEMALE/FEMALE CONNECTOR

- 4085** 1 1/2" NPSH x 1 1/2" NPSH

### FEMALE/FEMALE CONNECTOR

- 4086** 1 1/2" NPSH x 1 1/2" NHT
- 4086AA** 1 1/2" NHT x 1 1/2" NHT

### FEMALE/FEMALE SWIVEL CONNECTOR

- 4087** 1 1/2" NPSH x 1 1/2" NPSH

### FEMALE/FEMALE SWIVEL CONNECTOR

- 4088** 1 1/2" NHT x 1 1/2" NHT
- 4088AC** 1 1/2" NHT x 1 1/2" NPSH

### MALE/MALE CONNECTOR

- 4091** 1 1/2" NPSH x 1 1/2" NPSH
- 4091AA** 1 1/2" NHT x 1 1/2" NHT
- 4091AC** 1 1/2" NHT x 1 1/2" NPSH

### FEMALE/MALE REDUCER

- 4076** 1 1/2" Female NPSH x 1" Male NHT
- 4076-34** 1 1/2" Female NPSH x 3/4" Male GHT

### FEMALE/FEMALE REDUCER

- 4076-34F** 1 1/2" Female NPSH x 3/4" Female GHT

### FEMALE/MALE REDUCER

- 4077** 1 1/2" Female NHT x 1" Male NHT
- 4077-34** 1 1/2" Female NHT x 3/4" Male GHT

### FEMALE/FEMALE REDUCER

- 4077-34F** 1 1/2" Female NHT x 3/4" Female GHT

### MALE/FEMALE REDUCER

- 4082** 1 1/2" Male NHT x 1" Female NHT
- 4082AC** 1 1/2" Male NHT x 1" Female NPSH

### MALE/FEMALE REDUCER

- 4083** 1 1/2" Male NPSH x 1" Female NPSH

### FEMALE/FEMALE REDUCER

- 4085-2** 2" NPSH x 1 1/2" NPSH





# FIREFIGHTING EXTRAS



**4782 LIFESAVER WHISTLE**  
Newly designed synthetic peas will not absorb moisture or freeze. ABS plastic will not stick to mouth in cold weather.



**4301BK/4301YL TARP CLIPS**  
Powerful locking jaws provide ultimate gripping power. Also sold in boxes of 48 as product code 4300BK/YL.



**4100 3/4" Forestry Hose Winder**  
Easily winds up 50' flat hose line. Drains and cleans debris as it winds up creating a tight roll for tidy storage.



**149 TABLET HOLDER**  
Made to withstand heavy use in harsh environments. Varying temperatures, constant UV exposure, is no match for the engineering-grade material. Allows for width adjustments between 5 3/4" and 9" wide.



**STICK ON MOUNT**

**139 PHONE HOLDER**  
Positioning and securing your device has never been more effortless and reliable with an easy grip knob that allows for width adjustments securing devices between 2 3/4" and 3 3/4" wide. Four mounts included.



**TRACK MOUNT**



**POST MOUNT**



**RAIL MOUNT**



**4093 RESCUE ROPE THROW BAG**  
High Visibility, 660lb test, buoyant rope.



**4540 FUEL CAN VACCUM RELIEF VALVE**  
For use with 1/4" hose.



**FIND SCOTTY  
FIREFIGHTER DEALER**







**4576 ALL IN ONE  
RESCUE WRENCH**

See page 25 for more details

**SCOTTY FIREFIGHTER**

2065 Henry Ave West  
Sidney, British Columbia,  
Canada V8L 5Z6

**Phone** 250 656 8102  
**Toll Free** 1 800 214 0141  
**Fax** 250 656 8126  
**Email** info@scottysfire.com

scottysfire.com

